



Steve Sisolak
Governor



Richard Whitley
Director

State of Nevada
Department of Health and Human Services

Aging and Disability Services Division
Autism Treatment Assistance Program (ATAP)

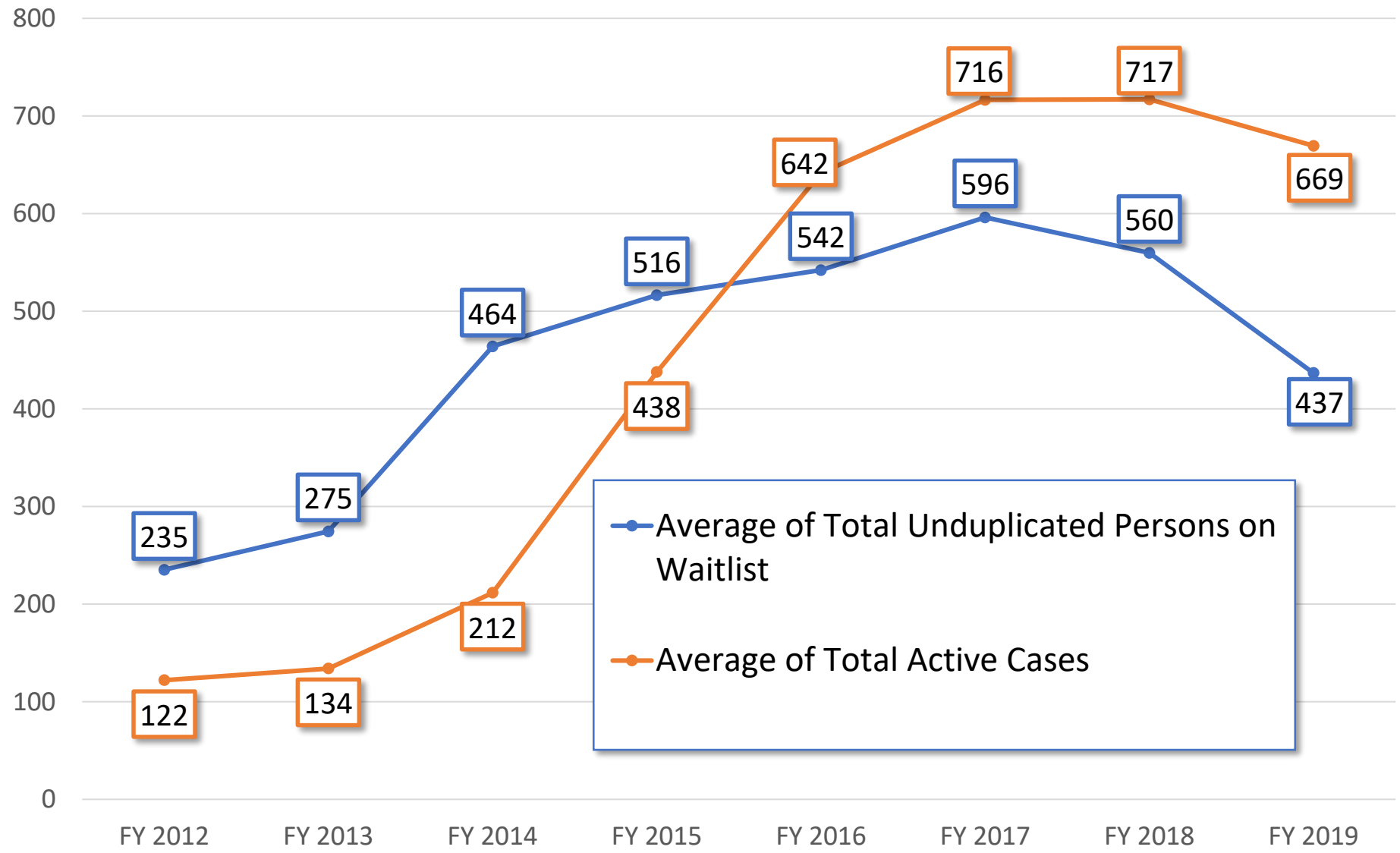
Samantha Jayme MSW, HPM 3
As of 4/30/19



ATAP

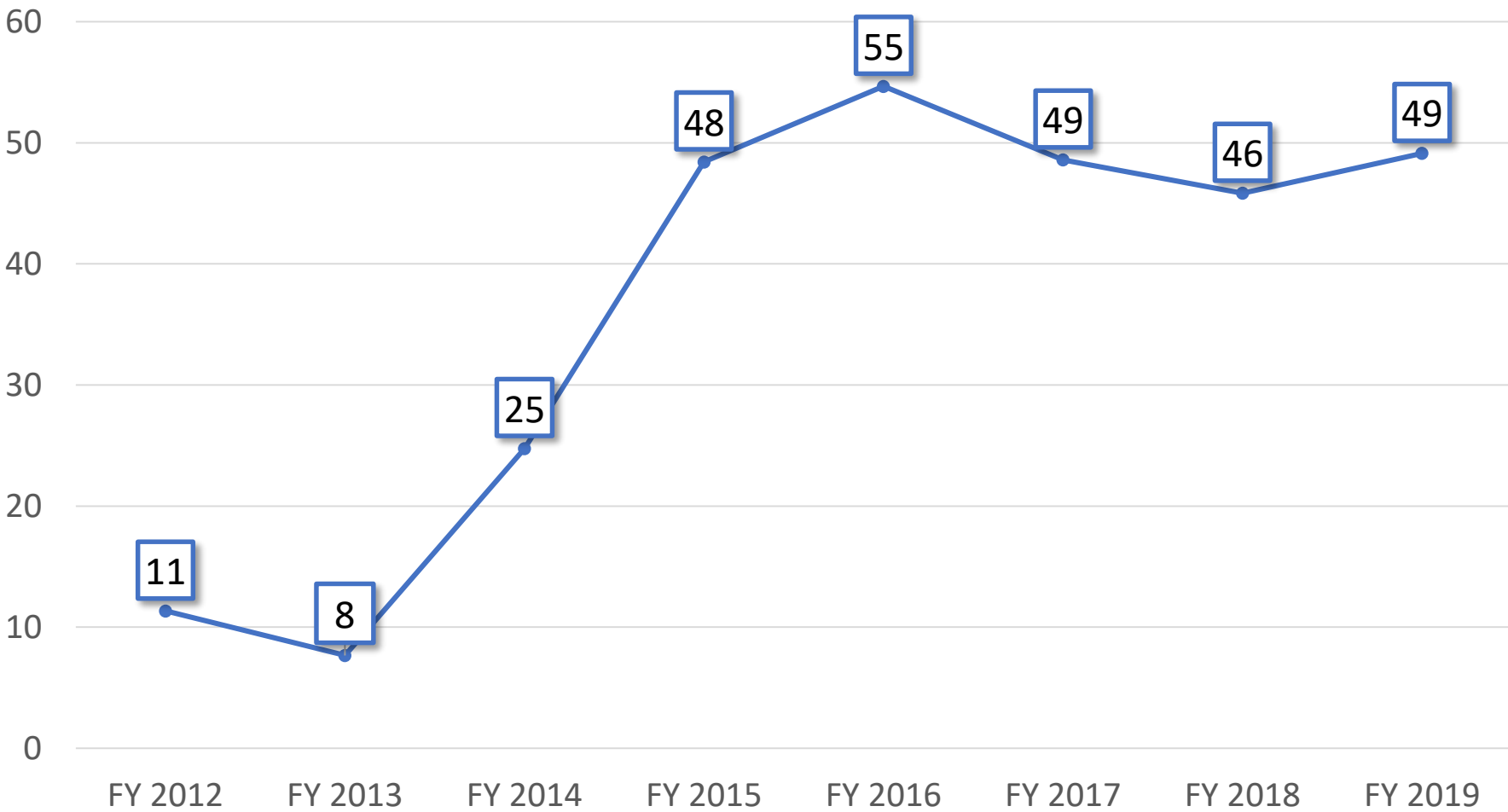
- April monthly caseload to date (4/30/19)
 - 55 new applications
 - 668 active children, average age: 9
 - 396 total children waiting, average age: 7
 - Average wait time: 304 days

ATAP Caseload Growth



Referrals to date

New Application Average



Case mix breakdown by plan type

Plan Type	Status			
	Active		Waiting	
ATAP-Comprehensive	76	11%	62	16%
ATAP-Insurance Assistance	295	44%	139	35%
ATAP-Plan Undetermined	0	0%	0	0%
ATAP-Service Coordination	220	33%	162	41%
ATAP-Social Skills	12	2%	0	0%
ATAP-Targeted Basic	15	2%	3	1%
ATAP-Targeted Extensive	47	7%	30	8%
ATAP-Therapeutic	2	0%	0	0%
ATAP-Transition Plan	1	0%	0	0%
Grand Total	668		396	

Active Children by Age

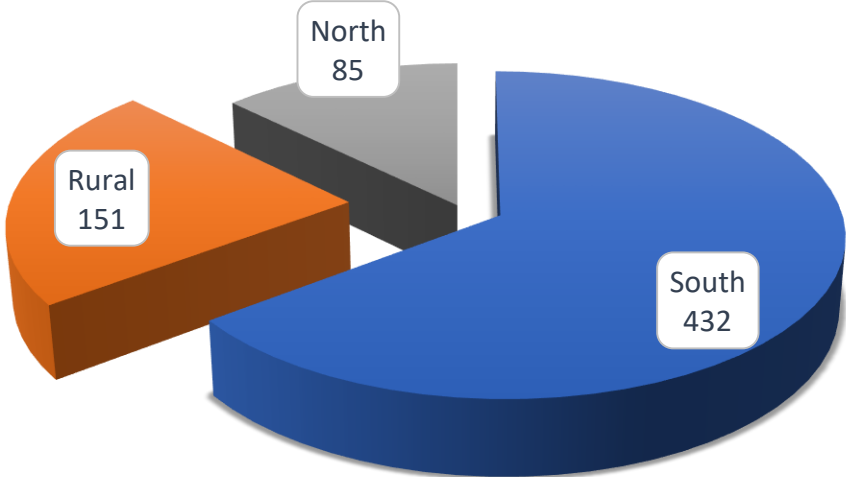
Age	Comp	Insurance	Service Coord	Social Skills	Basic	Extensive	Therapeutic	Transition	Medicaid	MCO	Grand Total
2 Years old		1							1		2
3 Years old	6	27							6		39
4 Years old	9	30			1	1	1		16	2	60
5 Years old	9	33	1						22	2	67
6 Years old	10	28				1			19	2	60
7 Years old	9	23				4			19		55
8 Years old	9	16		1		5			28	1	60
9 Years old	5	16			2	9	1		21	1	55
10 Years old	4	21	1	1	1	8			16	2	54
11 Years old		12	1	1	2	2			23	2	43
12 Years old		11	1	2	1	5			20		40
13 Years old		6	3	1	2	4		1	16		33
14 Years old		7	1	2	1				16	2	29
15 Years old		5	1	3	2	1			14		26
16 Years old		7	1			1			9	2	20
17 Years old		3	1		2	1			5		12
18 Years old		2		1					4		7
19 Years old									3		3
20 Years old		1	1						1		3
Grand Total	61	249	12	12	14	42	2	1	259	16	668

Waiting Children by Age

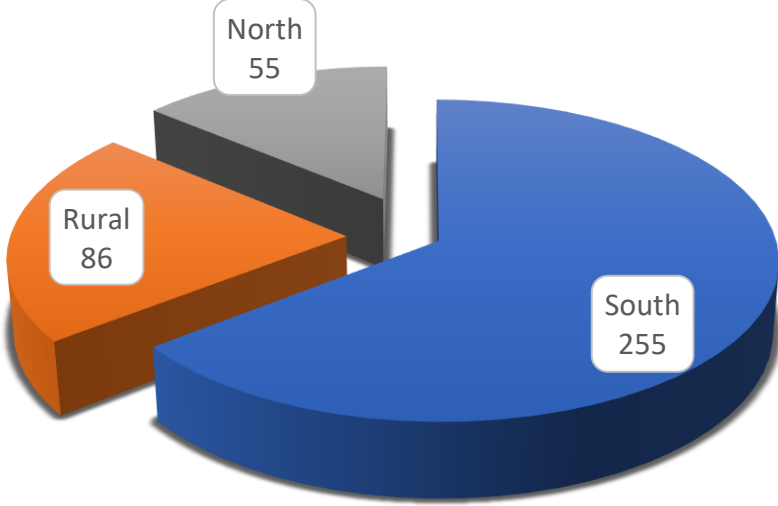
Age	Comprehensive	Insurance	Service Coord	Basic	Extensive	Medicaid FFS	Medicaid MCO	Grand Total
2 Years old	16	17	1			8	8	50
3 Years old	14	33				16	3	66
4 Years old	7	20				19	1	47
5 Years old	6	14				19	2	41
6 Years old	4	12				15	1	32
7 Years old	2	6				14		22
8 Years old	3	8				17	1	29
9 Years old	1	1		1	2	12		17
10 Years old		4			3	11		18
11 Years old		5			3	13		21
12 Years old		2			1	4		7
13 Years old		4		1	2	13		20
14 Years old		3				5		8
15 Years old		2			1	6		9
16 Years old		1				3		4
17 Years old						2		2
18 Years old				1	1	1		3
Grand Total	53	132	1	3	13	178	16	396

Count of Active & Waiting by Area

Active

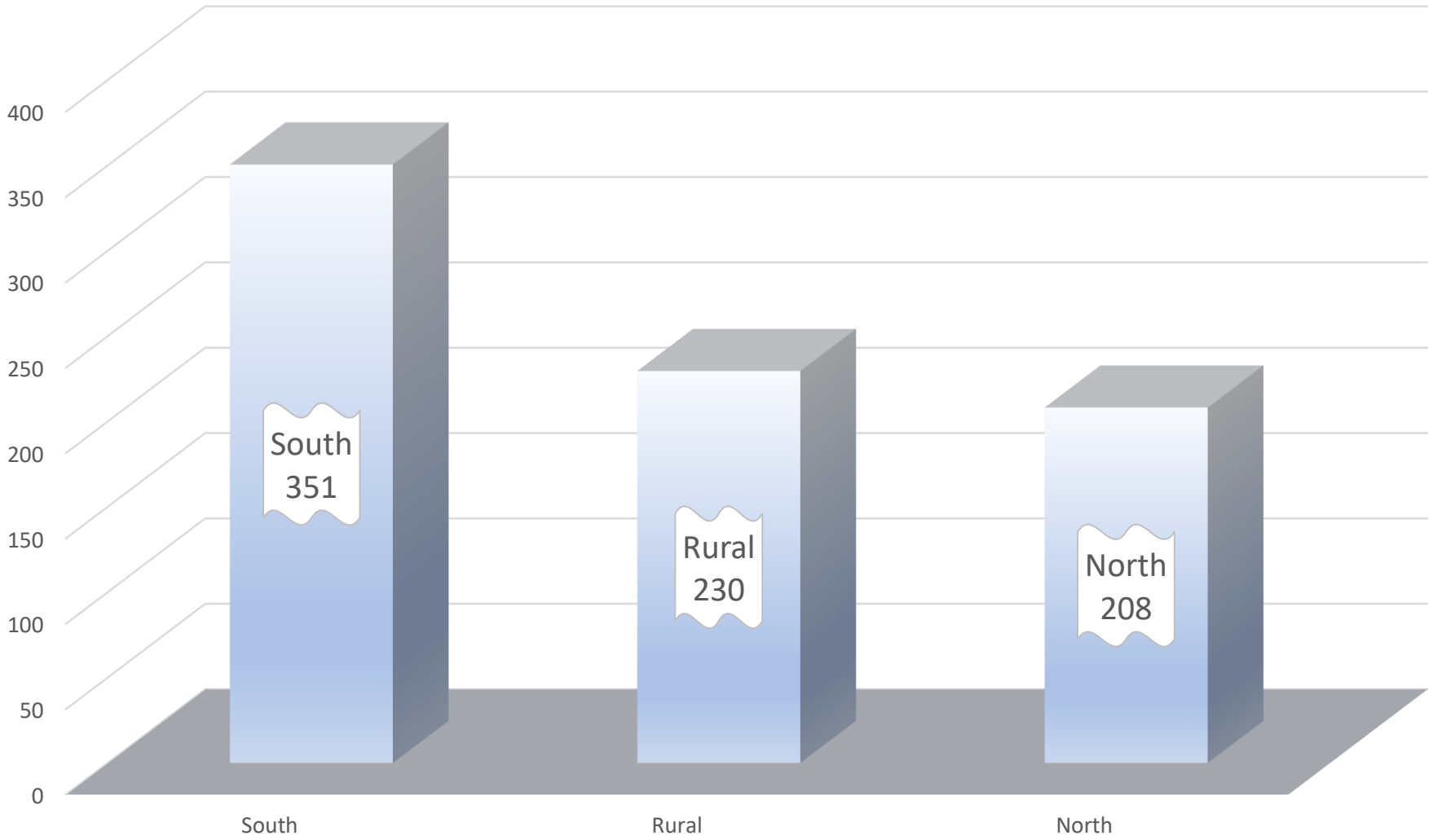


Waiting

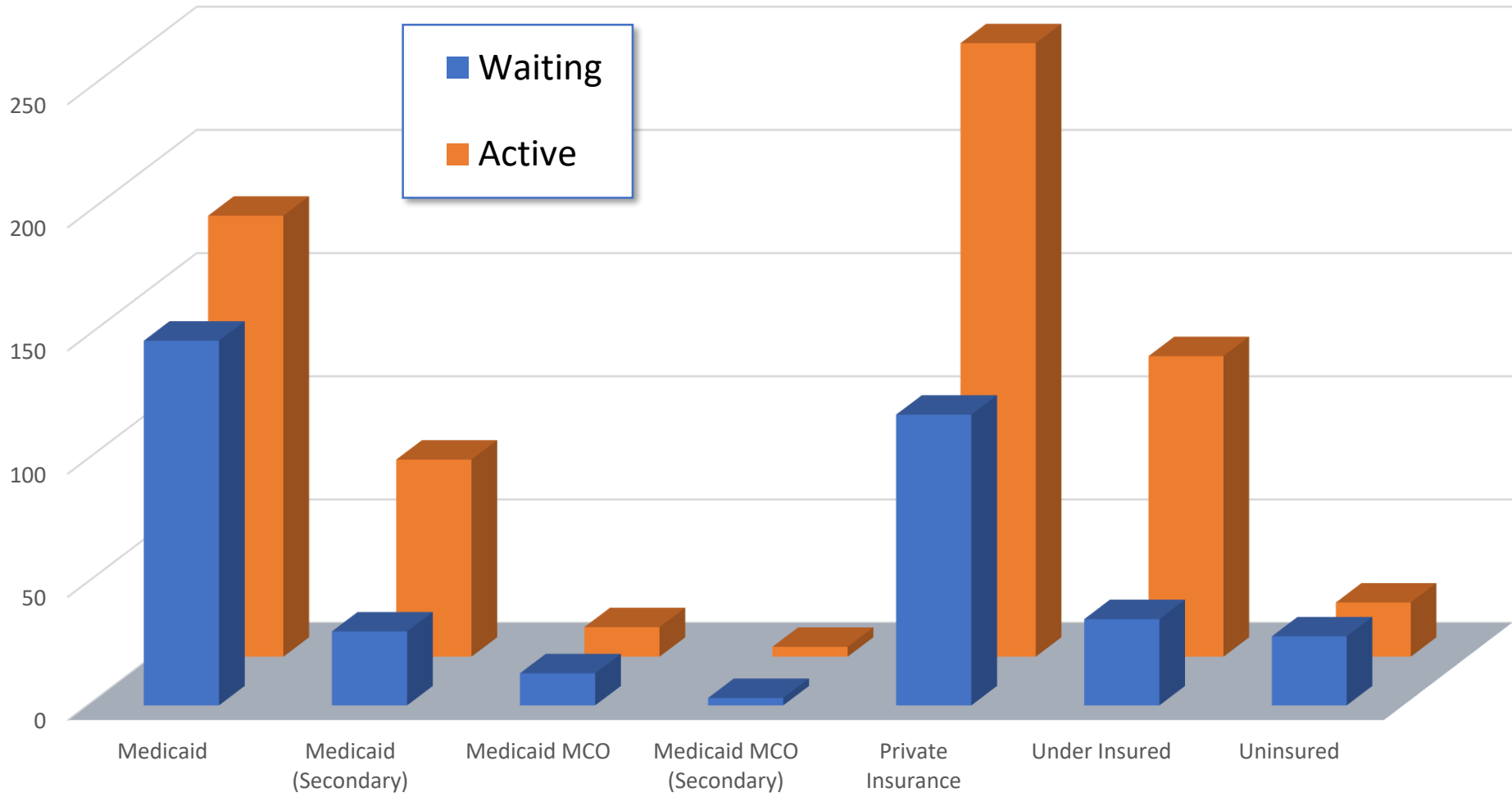


Wait Time by Area

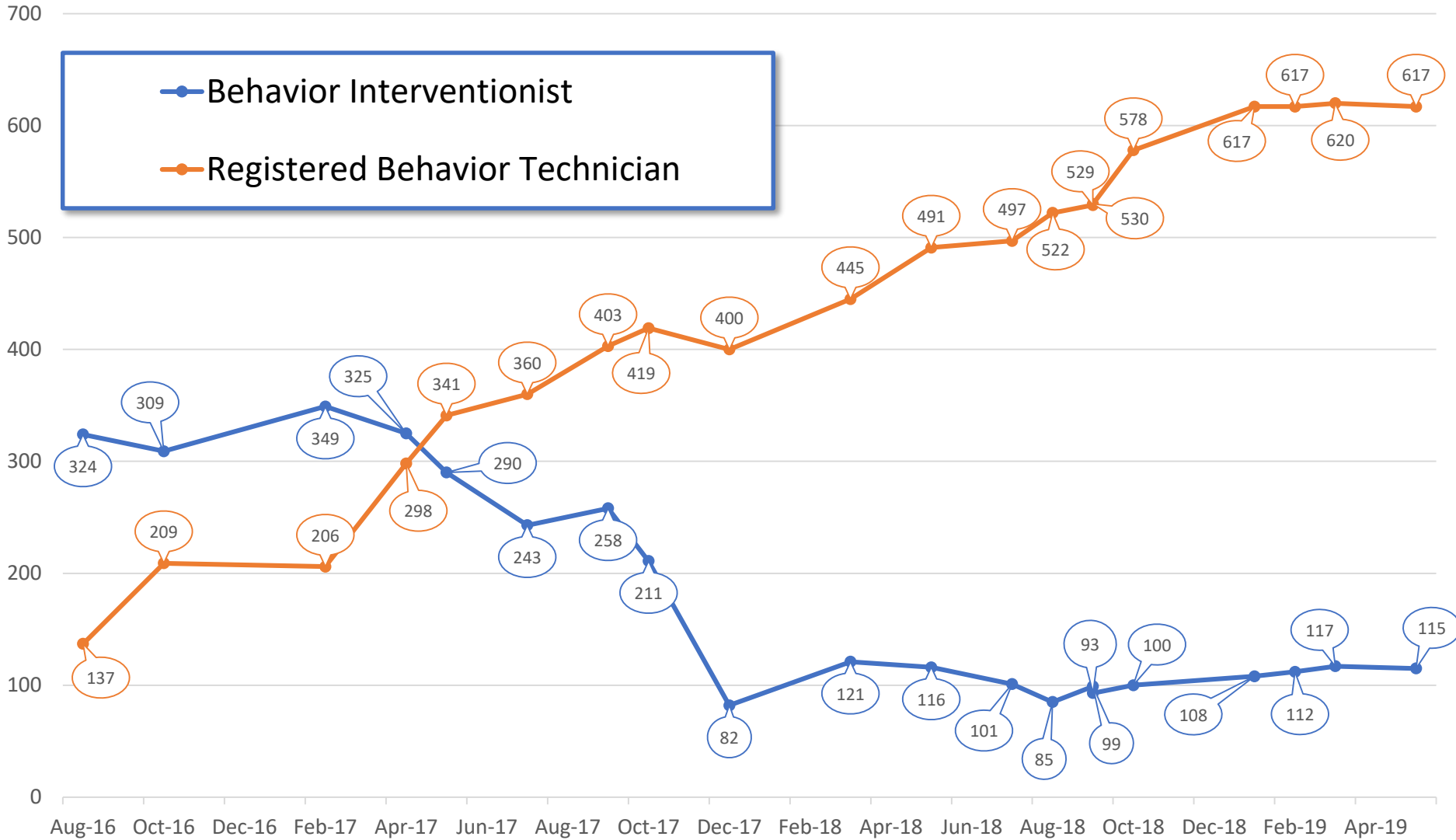
AVERAGE WAIT IN DAYS



Insurance Coverage Availability



Interventionist to RBT changes



Questions – Comments

Samantha Jayme, MSW
Health Program Manager 3
702-668-3272
sjayme@adsd.nv.gov

